



My Visit to the Canadian Museum of Immigration at Pier 21

Today I am going to visit the Canadian Museum of Immigration at Pier 21.

When I see the green train car, I know I have arrived.

The Museum is filled with FUN things to do, see and hear!


I get to explore the Museum and learn new things about Canadian Immigration.



When I arrive, I will walk up a few steps to the entrance.

Or, I can use the ramp to the right or left of the entrance.

The doors will slide open when I get close, and they may be loud.



When I walk into the Museum I will go up the ramp. Then I will buy a ticket at the from the counter in the gift shop.

My ticket will be plastic and I need to put it somewhere on my shirt, like a paperclip, so that it is visible to the Museum staff and volunteers.


I may need to wait in line, and it may be crowded and loud.

I can also borrow a backpack that has sensory resources for me, such as ear defenders and sunglasses, inside of it.




If I need to use the bathroom before I start my Museum visit I can use the toilets on the ground floor behind the ticket counter.

There is another washroom upstairs if I do not have to go now.




On the ground floor, to the left, I can go to the Chiodo Gallery. Here, I will find the museums temporary exhibitions. Sometimes, it is closed if there is no temporary exhibit.



The doors can be loud. It may be quieter inside the Chiodo Gallery.

The rest of the Museum is upstairs. To get there I can use the elevators or the stairs.




If I take the elevator I need to press the button for floor 2.



I may see Museum staff members or volunteers wearing blue shirts or black sweaters with name tags.

They can tell me more about the exhibitions, and help me find my way.

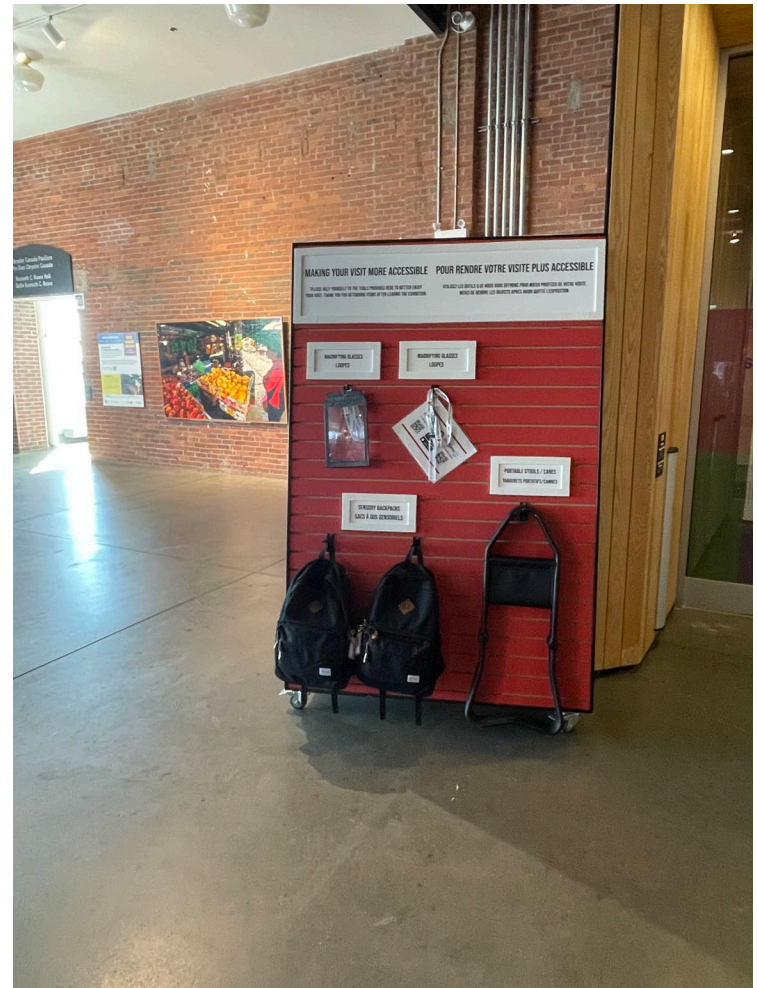
If I have any questions, they can help me.



I can use the items on the red cart to help me during my visit.

I can take the magnifying glasses, stools and sensory backpacks from the red cart.

When I am done using the items I will return them to the cart.



In the Pier 21 exhibition, I can see photos and videos, and read about immigration from 1928-1971.

If I would like to join a guided tour, I can look at the green sign that shows me what time the next tour starts.

I can sit on the red couch outside the exhibition and wait to for the tour to begin.



Inside the Pier 21 exhibition it may get loud.

There are sounds of people telling stories in the ship dining room and inside the train.

If I need, I can cover my ears when I am inside the exhibition or use the ear defenders in the backpack.



In the Canadian Immigration Hall, I can see an exhibition about the 400 year history of Canadian Immigration.

I can go through this space without a guided tour.


There may be loud noises in this exhibition, I can cover my ears or use the ear defenders in the backpack to help.



At the end of the Canadian Immigration Hall there is a film, which may be loud and bright.

I can go to the right through the BMO Story Gallery for a quieter route.

If I need to, I can cover my eyes or ears when I walk by or use the ear defenders and sunglasses in the backpack.




If I need to use the bathroom, there are toilets next to the Canadian Immigration Hall on the second floor.

If I am thirsty, there is a water fountain next to the bathrooms. I can fill my water bottle up here, too.



If I need to buy food, I can go to the Gateway Café on the ground floor, next to where I bought my ticket.

To help keep the Museum clean, food and drinks are not allowed in the exhibits.



When I am done visiting the Museum I can go to the Museum's gift shop, where I first bought my ticket.


I can buy a souvenirs there. The gift shop is across from the café.

There is a lot to see inside the gift shop and it can be loud and busy with other visitors.



If I want to find out more about my family history, I can go to the Scotiabank Family History Centre on the ground floor. The researchers there can help me.

Sometimes it is quiet inside the room and sometimes there are lots of people. If there is a line-up at the door, I will wait my turn.



When it is time to leave the Museum, I go down the stairs or take the elevator to the first floor if I am not already there.

Then I walk down the ramp to the front doors. The doors will automatically slide open when I get close.

The Museum was so much fun and I will come back again another day!

